

Election Results

S.C. Senate District 18

Special Election

Primary election held February 25, 2003

County	Abrams (D)	Lander (D)	Connelly (R)	Cromer (R)
Saluda	66	563	315	762
Union	12	214	90	128
Newberry	144	1155	577	2948
Lexington	19	248	679	778
Total	241	2180	1661	4616

General election held April 15, 2003

County	Lander (D)	Cromer (R)	Cain (L)	Write in
Saluda	1040	1317	85	0
Union	273	255	0	0
Newberry	1996	3724	26	1
Lexington	546	1633	153	0
Total	3855	6929	264	1

# Saluda County

Original

## SC Senate District 18

### Primaries Results

Precincts	DEM	REP	REP	DEM.	
	Abrams	Connelly	Cromer	Lander	
Centennial	0	17	23	18	58
Clyde	2	19	19	8	48
Delmar	0	8	31	9	48
Fruit Hill	5	7	20	59	91
Higgins/Zoar	2	8	44	31	85
Holly	0	20	84	19	123
Hollywood	6	36	146	44	232
Holstons	0	22	30	13	65
Mayson	1	5	37	6	49
Mt. Willing	3	<del>18</del> 2	18	15	38
Pleasant Cross	3	11	8	13	35
Pleasant Grove	9	29	54	16	108
Richland	11	21	18	14	64
Ridge Spring - Monetta	5	11	29	80	125
Saluda I	10	24	35	98	167
Saluda II	6	41	102	85	234
Sardis	0	19	46	11	76
Ward	3	10	13	12	38
Absentee	0	5	5	12	22
<b>TOTAL</b>	<b>66</b>	<b>315</b>	<b>762</b>	<b>563</b>	

1606 Total Votes

UNION COUNTY, SOUTH CAROLINA  
SPECIAL PRIMARY FEBRUARY 25, 2003

Total Number Voting		452	
Precincts Reporting	13 of	15	86.66%
DEM. STATE SENATOR DIST 18			
RONNIE ABRAMS		12	5.17%
JIM LANDER		214	92.24%
.....			
Total Votes Cast		232	
Number Under Votes		6	2.58%
Number Over Votes		0	. 0%
REP. STATE SENATOR DIST 18			
CHAD CONNELLY		90	40.90%
RONNIE CROMER		128	58.18%
.....			
Total Votes Cast		220	
Number Under Votes		2	.90%
Number Over Votes		0	. 0%
TOTAL BALLOTS CAST		452	
TOTAL TYPE	1 BALLOTS	232	
TOTAL TYPE	2 BALLOTS	220	

GENERAL ELECTION - MEMBER COUNTY  
 JANUARY 25, 2003

Statement of Votes Cast

23-43 27-Feb-2003 / Page

	ALL		ALL		ALL		STATE SENATOR 18TH DISTRICT RONNIE ABRAMS		STATE SENATOR 18TH DISTRICT CHAD CON- NELLY		STATE SENATOR 18TH DISTRICT RONNIE CROMER		ADVISORY DEMOCRAT		REFERENDUM	
	Ballots Cast	Ballots Cast DEM	Ballots Cast REP	1	2	3	4	5	6	7	8	9	10	YES	NO	1
1 MEMBERRY WARD 1	94	31	63	1	28	10	48	15	14							
2 MEMBERRY WARD 2	358	96	262	8	79	47	204	43	44							
3 MEMBERRY WARD 3	98	29	69	1	24	15	49	14	11							
4 MEMBERRY WARD 3	103	53	50	3	42	7	41	19	24							
5 MEMBERRY WARD 4	105	84	21	2	74	2	18	36	14							
7 MEMBERRY WARD 5	59	31	28	2	27	8	19	14	10							
8 MEMBERRY WARD 6	293	89	204	7	68	26	168	36	28							
0 BETH-EDEN	121	36	85	1	33	18	64	16	16							
1 BUSH RIVER	61	29	52	2	26	7	45	12	13							
3 CHAPPELLS	81	18	43	1	17	15	28	6	10							
5 FAIRVIEW	360	53	307	2	48	43	254	24	22							
7 HARTFORD	221	59	162	2	53	20	127	44	22							
8 HELENA	115	75	40	3	62	8	31	24	7							
9 KINARDS-JALAPA	124	29	95	1	27	20	70	12	13							
0 JOHNSTONE	119	23	96	2	19	6	84	10	10							
3 LITTLE MOUNTAIN	198	51	147	9	35	28	113	19	19							
5 MARYBINGTON	34	27	7	10	17	0	7	17	10							
6 MEDWAY	72	7	65	7	7	0	61	2	3							
7 MT BETHEL	194	63	131	3	54	25	102	29	30							
8 CONSOLIDATED #5	286	35	251	0	31	14	224	22	9							
0 O'NEAL	262	35	227	5	29	57	160	17	15							
1 OAKLAND	99	59	40	5	46	5	32	23	25							
4 PEAK	36	5	31	0	5	3	28	2	3							
5 POMARIA	154	15	139	4	9	10	124	9	5							
6 PROSPERITY	338	61	277	4	49	65	199	25	18							
9 SILVERSTREET	166	47	119	2	38	13	101	22	13							
0 STONEY HILL	177	21	156	0	21	24	125	11	6							
2 ST. PHILLIPS	219	44	175	2	41	21	151	21	21							
8 WHEELAND	108	25	83	5	16	15	63	15	7							
9 WHITHIRE CITY	156	82	74	21	42	16	57	43	24							
0 WHITHIRE	120	76	44	24	33	8	34	38	18							
0 ABSENTEE	211	70	141	14	55	21	117	37	25							
0 FAIL SAFE	1	1	0	0	0	0	0	0	0							
1	5147	1463	3684	144	1355	577	2948	677	517							

Handwritten marks: 'D' and 'R' with arrows pointing to the columns for State Senator 18th District candidates.

Total votes cast for Senate District # 18 Democratic Primary

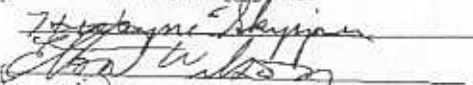
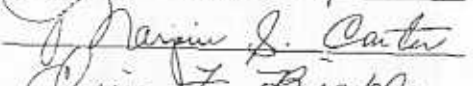
260

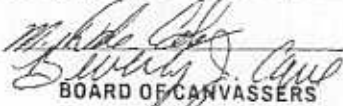
LEXINGTON

Precincts	Precinct Code - Do not write unless advised	(D)	(D)				
		Ronnie Abrams	Jim Lanier				
Batesburg		6	52				
Mine		1	13				
Ridge Road		0	12				
Leesville		1	48				
Chapin		2	27				
Amicks Ferry		6	43				
Dutchman Shores		3	46				
Absentee		0	0				
Fail Safe		0	0				
Challenged		0	0				
COUNTY TOTALS		19	241				

We do hereby certify that the foregoing statement is correct in all respects.

IN WITNESS WHEREOF, we have hereunto subscribed our names this 27 day of February In the year 2003 A.D.

  
  
 Carolyn M. M. ...

  
 BOARD OF CANVASSERS

FOR THE COUNTY OF Lexington



UNION COUNTY, SOUTH CAROLINA  
GENERAL ELECTION APRIL 15, 2003

Total Number Voting	542	
Precincts Reporting	15 of 15	100.00%
STATE SENATOR DIST 18		
JIM LANDER - DEM	213	50.27%
RONNIE CROMER - REP	<del>272</del> 255	47.13%
STEVE CAIN - LIB	7	1.29%
-----	0	.0%
.....		
Total Votes Cast	542	
Number Under Votes	5	.92%
Number Over Votes	2	.36%
TOTAL BALLOTS CAST	542	
TOTAL TYPE 1 BALLOTS	542	

OFFICIAL BALLOT, NEMBERRY COUNTY

SPECIAL SENATE 1B

APRIL 15, 2003  
Statement of Votes Cast  
13:25:45 17-Apr-2003 / Page

ALL

STATE SENATOR - 18TH DISTRICT

	DEM JIM LANDER	REP ROMAN IE CROKER	LIB STEP- HEN STEVE CAIN	WRITE-IN CANDIDATE	
001 NEMBERRY WARD 1	126	51	72	0	0
002 NEMBERRY WARD 2	414	144	253	1	0
003 NEMBERRY WARD 3	111	40	71	0	0
004 NEMBERRY WARD 3	149	80	57	3	0
005 NEMBERRY WARD 4	148	119	19	2	0
007 NEMBERRY WARD 5	87	55	26	0	0
008 NEMBERRY WARD 6	329	119	192	3	0
010 BETH EDEN	130	36	87	0	0
011 BUSH RIVER	106	42	62	0	0
013 CHAPPELLS	77	32	42	0	0
015 FAIRVIEW	362	71	285	2	0
017 HARTFORD	238	75	153	3	0
018 HELENA	191	139	47	0	0
019 KIMBROS-JALAPA	123	37	80	0	1
020 JOHNSTONE	121	25	92	0	0
023 LITTLE MOUNTAIN	232	72	149	0	0
025 NAVASINTON	37	30	4	0	0
026 MIDWAY	67	9	56	0	0
027 MT BETHEL	209	83	122	1	0
028 CONSOLIDATED #5	310	64	237	3	0
030 O'NEAL	285	45	230	0	0
031 OAKLAND	131	80	43	1	0
034 PEAK	44	8	35	0	0
035 POMARIA	170	12	157	0	0
036 PROSPERITY	362	105	248	0	0
039 SILVERSTREET	192	53	133	0	0
040 STONEY HILL	191	27	160	0	0
042 ST. PHILLIPS	255	69	179	1	0
048 WHEELAND	124	29	90	1	0
049 WILMIRE CITY	154	57	92	0	0
050 WILMIRE	140	65	67	2	0
750 ABSENTEE	315	121	184	3	0
850 FAIL SAFE	0	0	0	0	0
950 FAIL SAFE	2	0	0	0	0
ALL	5932	1996	3724	26	1

Ballots  
Cast







## Election Results

### S.C. Senate District 29

### Special Election

Republican Primary election held September 17, 2002

County	Arthur(R)	Mozingo(R)	Willis(R)
Florence	42	21	47
Lee			
Darlington	1145	110	505

Democratic Primary election held September 17, 2002

County	Saleeby	Smith	Ervin	Malloy	Neilson
Florence	69	21	26	344	22
Lee	223	233	33	871	206
Darlington	2461	89	659	2167	2061
Total	2753	343	718	3382	2289

Democratic runoff held October 1, 2002

County	Saleeby	Malloy
Florence	147	483
Lee	542	1295
Darlington	3728	4139
Total	4417	5917

General election held November 5, 2002

County	Malloy(D)	Arthur
Florence	1458	1054
Lee	2185	900
Darlington	7430	8351
Total	11073	10305

CANVASS  
10:15am Sep 19 2002

SPECIAL PRIMARY ELECTION  
FLORENCE COUNTY, SOUTH CAROLINA  
TUESDAY, SEPTEMBER 17, 2002

Republican Party Offices

Precincts Counted 5 83.33%  
Absentee Precincts Counted 1 100.00%

St. Senate, 29

A. WARREN D. ARTHUR 42 36.84%  
B. P.L. FRANK MOZINGO 21 18.42%  
C. JOE WILLIS 47 41.23%

Precinct	A.	%A.	B.	%B.	C.	%C.
3	8	33.33	5	20.83	11	45.83
14	0	0.00	0	0.00	0	0.00
54	15	40.54	3	8.11	18	48.65
60	9	50.00	4	22.22	5	27.78
61	8	29.63	4	14.81	13	46.15
750	2	25.00	5	62.50	0	0.00
800	0	0.00	0	0.00	0	0.00

**OFFICIAL  
ELECTION  
RESULTS**

CERTIFIED: A TRUE COPY

*Conrice R. Bell*  
CLERK OF COURT, C. P. & G. S.  
FLORENCE COUNTY, S. C.

SEP 19 2002  
11:50 AM

SEP 19 4 11:30

SEP 19

CANVASS  
10:15am Sep 19 2002

SPECIAL PRIMARY ELECTION  
FLORENCE COUNTY, SOUTH CAROLINA  
TUESDAY, SEPTEMBER 17, 2002

A. EDWARD E. SALEERY, JR. 69 17.564  
B. BRUCE SMITH 21 4.134  
Undervotes 9 1.774

Precinct	A.	%A.	B.	%B.	Und	%Und
3	20	34.48	1	1.72	1	1.72
14	0	0.00	0	0.00	0	0.00
54	22	11.46	1	0.52	1	1.56
60	22	11.83	13	6.99	5	2.69
61	4	6.56	6	9.84	0	0.00
750	1	10.00	0	0.00	0	0.00
800	0	0.00	0	0.00	0	0.00

**OFFICIAL  
ELECTION  
RESULTS**

CERTIFIED: A TRUE COPY

*Carrie R. Lee*  
CLERK OF COURT, C. P. & G. S.  
FLORENCE COUNTY, S. C.

SEP 19 2002 11:30  
COUNTY CLERK  
FLORENCE COUNTY, SC

CANVASS  
10:15am Sep 19 2002

SPECIAL PRIMARY ELECTION  
FLORENCE COUNTY, SOUTH CAROLINA  
TUESDAY, SEPTEMBER 17, 2002

Overvotes 18 3.544

Precinct	Ovr	%Ovr
3	2	3.45
14	0	0.00
54	10	5.21
60	3	1.61
61	1	4.92
750	0	0.00
800	0	0.00

**OFFICIAL  
ELECTION  
RESULTS**

CANVASS  
10:15am Sep 19 2002

SPECIAL PRIMARY ELECTION  
FLORENCE COUNTY, SOUTH CAROLINA  
TUESDAY, SEPTEMBER 17, 2002

Democratic Party Offices

Precincts Counted 5 83.33%  
Absentee Precincts Counted 1 100.00%

St. Senate, 29

A. JAY ERVIN 26 5.11%  
B. GERALD MALLOY 344 67.58%  
C. DENNY W. NEILSON 22 4.32%

Precinct	A.	%A.	B.	%B.	C.	%C.
3	3	5.17	24	41.38	7	12.07
14	0	0.00	2	100.00	0	0.00
54	10	5.21	139	72.40	7	3.65
60	6	3.23	131	70.43	6	3.23
61	7	11.48	39	63.93	2	3.28
750	0	0.00	9	90.00	0	0.00
800	0	0.00	0	0.00	0	0.00

**OFFICIAL  
ELECTION  
RESULTS**

CERTIFIED: A TRUE COPY

*Conrice R. Beece*

CLERK OF COURT, C. P. & G. S.  
FLORENCE COUNTY, S. C.

FILED  
FLORENCE COUNTY, S.C.

SEP 19 11 30 AM '02

11/17/02

**OFFICIAL RESULTS**  
**SEPTEMBER 17, 2002 SPECIAL DEMOCRATIC PRIMARY**  
**SENATE SEAT DISTRICT 29**

PRECINCT	CODE	JAY ERVIN	GERALD MALLOY	DENNY W. NEILSON	EDWARD E. SALEEBY, JR	BRUCE SMITH
ASHLAND	002	0	8	2	17	2
BISHOPVILLE 1	003	1	144	13	11	26
BISHOPVILLE 2	004	5	111	12	8	22
BISHOPVILLE 3	005	7	105	60	6	60
BISHOPVILLE 4	006	5	164	19	16	41
CEDAR CREEK	007	0	0	0	0	0
CYPRESS	008	2	32	24	39	14
ELLIOTT	009	2	97	10	5	11
LYNCHBURG	013	4	99	8	50	7
MANVILLE	014	0	5	2	0	4
MT. CLIO	015	3	60	6	13	14
ST. MATTHEWS	021	0	0	1	0	1
STOKES BRIDGE	022	3	17	40	47	10
ABSENTEE	750	1	22	9	10	17
FAIL SAFE	850	0	6	0	0	4
PROVISIONAL	800	0	1	0	1	0
<b>TOTAL</b>		<b>33</b>	<b>871</b>	<b>206</b>	<b>223</b>	<b>233</b>

09-19-2002  
OFFICE DETAIL REPORT

SPECIAL STATE SENATE ELECTION  
09/17/02

TIME : 14:06:21  
PAGE : 1

PARTY : REPUBLICAN  
OFFICE : STATE SENATE DIST. 29

PRECINCT	WARREN D. ARTHUR			TOTAL
		F. L.	FRANK MOZINGO	
			JOE WILLIS	
ANTIOCH	46	2	8	56
AUBURN	3		4	7
BETHEL	27		10	37
BLACK CREEK CLYDE	64	2	6	72
BURNT BRANCH	28	4	7	39
DARLINGTON # 1	1	3	3	7
DARLINGTON # 2	7	3	18	28
DARLINGTON # 4	3	1	34	38
DARLINGTON # 5			1	1
DOVESVILLE	2		24	26
HARTSVILLE # 1	108	2	16	126
HARTSVILLE # 2 & 3	28	1	11	40
HARTSVILLE # 4	16		6	22
HARTSVILLE # 5	163	5	26	194
HARTSVILLE # 6	2			2
HARTSVILLE # 7	49	1	12	62
HARTSVILLE # 8	168	5	30	203
HIGH HILL	12	13	15	40
INDIAN BRANCH	9	3	9	21
KELLEYTOWN	120		25	153
LAKE SWAMP	9	4	17	30
LAMAR # 1	6	2	3	11
LAMAR # 2	19	10	17	46
LYDIA	7	2	6	15
NEW MARKET	49	6	11	66
DATES	12		9	21
SWIFT CREEK	21	5	6	32
DARLINGTON # 3	42	15	101	158
DARLINGTON # 6	7	12	25	44
HARTSVILLE # 9	64	1	12	77
ABSENTEE	45	8	32	85
CURBSIDE \ EMERGENCY				0
FAIL SAFE				0
CHALLENGE			1	1
TOTAL	1145	110	505	



09-19-2002  
OFFICE DETAIL REPORT

SPECIAL STATE SENATE ELECTION  
09/17/02

TIME : 14:06:21  
PAGE : 1

PARTY : DEMOCRAT  
OFFICE : STATE SENATE DIST. 29

PRECINCT	JAY ERVIN					TOTAL
		GERALD MALLOY	DENNY W. NEILSON	EDWARD E. SALEEBY, JR.	BRUCE SMITH	
ANTIOCH	15	137	69	119	1	341
AUBURN	4	154	28	26	1	213
BETHEL	5	40	25	53	3	126
BLACK CREEK CLYDE	3	53	26	65	6	153
BURNT BRANCH	4	26	52	76	4	162
DARLINGTON # 1	16	10	15	13		54
DARLINGTON # 2	25	51	99	58	2	235
DARLINGTON # 4	65	120	71	83	2	341
DARLINGTON # 5	13	141	37	142	3	336
DOVESVILLE	45	96	155	33	3	332
HARTSVILLE # 1	10	41	61	115	7	234
HARTSVILLE # 2 & 3	6	15	35	39	5	100
HARTSVILLE # 4	2	41	31	55	1	130
HARTSVILLE # 5	10	146	122	100	8	476
HARTSVILLE # 6	3	344	11	140		498
HARTSVILLE # 7	6	28	40	47		121
HARTSVILLE # 8	9	91	104	164	17	387
HIGH HILL	35	37	63	62		197
INDIAN BRANCH	62	8	46	16	1	133
KELLEYTOWN	7	33	82	149	4	277
LAKE SWAMP	16	28	39	30	1	114
LAMAR # 1	10	45	11	98		164
LAMAR # 2	36	34	63	67	7	223
LYDIA	4	60	14	51	3	132
NEW MARKET	4	21	44	65	1	135
OATES	7	33	53	48	1	142
SWIFT CREEK	20	16	71	23		130
DARLINGTON # 3	112	48	300	47	1	508
DARLINGTON # 6	27	20	118	22	1	188
HARTSVILLE # 9	10	94	72	112	1	289
ABSENTEE	65	142	100	221	5	533
CURBSIDE \ EMERGENCY	2	9	3	7		21
FAIL SAFE	3	2	1			6
CHALLENGE		3		3		6
TOTAL	659	2167	2061	2461	89	

*Runoff*

**LEE COUNTY OFFICIAL RESULTS  
OCTOBER 1, 2002 SPECIAL DEMOCRATIC RUNOFF  
SENATE DISTRICT 29**

PRECINCT	CODE	GERALD MALLOY	EDWARD E. SALEEBY JR.
ASHLAND	002	17	39
BISHOPVILLE 1	003	187	26
BISHOPVILLE 2	004	140	34
BISHOPVILLE 3	005	155	95
BISHOPVILLE 4	006	236	46
CEDAR CREEK	007	0	0
CYPRESS	008	68	75
ELLIOTT	009	135	16
LYNCHBURG	013	180	53
MANVILLE	014	10	1
MT. CLIO	015	88	17
ST. MATTHEWS	021	2	0
STOKES BRIDGE	022	35	99
ABSENTEE	750	39	39
FAIL SAFE	850	2	2
PROVISIONAL	800	1	
<b>TOTAL</b>		<b>1295</b>	<b>542</b>

Democratic Party Offices

Precincts Counted 5 83.33%  
 Absentee Precincts Counted 1 100.00%

St. Senate, 29

A. GERALD MALLOY 483 74.19%  
 B. EDWARD E. SALEEBY, JR. 147 22.58%  
 Undervotes 16 2.46%

Precinct	A.	%A.	B.	%B.	Und	%Und
3	24	40.00	35	58.33	1	1.67
14	5	100.00	0	0.00	0	0.00
54	190	84.82	27	12.05	5	2.23
60	195	73.31	60	22.56	8	3.01
61	53	67.09	25	31.65	1	1.27
750	16	94.12	0	0.00	1	5.88
800	0	0.00	0	0.00	0	0.00

*runoff*

**OFFICIAL  
 ELECTION  
 RESULTS**

REC'D  
 OCT 3 2002 10:51 AM  
 FLORENCE COUNTY SC

GENERATED A TRUE COPY

*Christine K. Bell*

CLERK OF COURSE, C. P. & G. S.  
 FLORENCE COUNTY, S. C.

PARTY :  
OFFICE : STATE SENATE DISTRICT # 29

PRECINCT	GERALD MALLOY		TOTAL
		EDWARD E. SALEEBY, JR.	
ANTIOCH	222	190	412
AUBURN	199	36	235
BETHEL	63	81	144
BLACK CREEK - CLYDE	89	126	215
BURNT BRANCH	61	140	201
DARLINGTON # 1	23	25	48
DARLINGTON # 2	141	95	236
DARLINGTON # 4	203	89	292
DARLINGTON # 5	283	129	412
DOVESVILLE	288	82	370
HARTSVILLE # 1	86	160	246
HARTSVILLE # 2 & 3	38	59	97
HARTSVILLE # 4	97	58	155
HARTSVILLE # 5	256	286	542
HARTSVILLE # 6	448	103	551
HARTSVILLE # 7	55	81	136
HARTSVILLE # 8	177	278	455
HIGH HILL	123	93	216
INDIAN BRANCH	69	37	106
KELLEYTOWN	109	200	309
LAKE SWAMP	51	44	95
LAMAR # 1	60	147	207
LAMAR # 2	76	200	276
LYDIA	64	77	141
NEW MARKET	41	134	175
OATES	66	88	154
SWIFT CREEK	56	67	123
DARLINGTON # 3	246	153	399
DARLINGTON # 6	74	61	135
HARTSVILLE # 9	65	51	116
ABSENTEE	292	336	628
CURBSIDE \ EMERGENCY	16	13	29
FAIL SAFE	1		1
CHALLENGE	1	9	10
TOTAL	4139	3728	

CANVASS  
11:03am Nov 13 2002

GENERAL ELECTION  
FLORENCE COUNTY, SOUTH CAROLINA  
THURSDAY, NOVEMBER 05, 2002

STATE SENATE DISTRICT 13  
Precincts Counted 6 100.00%  
Absentee Precincts Counted 1 100.00%

STATE SENATOR DISTRICT 29  
A. GERALD YALLOV Democrat 1,458 53.23%  
B. WARREN D. ARTHUR Republican 1,056 39.92%  
C. Write In 5 0.19%

Precinct	A.	%A.	B.	%B.	C.	%C.
3	113	45.03	135	53.78	0	0.00
14	34	75.00	8	18.75	0	0.00
54	593	54.30	466	42.67	2	0.19
60	306	74.74	105	26.42	1	0.15
61	164	36.85	259	58.70	2	0.45
750	58	40.56	83	58.07	4	2.80
800	0	0.00	0	0.00	0	0.00

**LEE COUNTY OFFICIAL RESULTS  
NOVEMBER 5, 2002 SPECIAL GENERAL ELECTION  
SENATE DISTRICT 29**

PRECINCT	CODE	GERALD MALLOY *	WARREN D. ARTHUR
ASHLAND	002	28	42
BISHOPVILLE 1	003	267	63
BISHOPVILLE 2	004	240	61
BISHOPVILLE 3	005	261	205
BISHOPVILLE 4	006	335	95
CEDAR CREEK	007	0	0
CYPRESS	008	129	78
ELLIOTT	009	226	25
LYNCHBURG	013	339	64
MANVILLE	014	18	2
MT. CLIO	015	173	31
ST. MATTHEWS	021	0	2
STOKES BRIDGE	022	58	150
ABSENTEE	750	93	81
FAIL SAFE	850	16	1
PROVISIONAL	800	2	0
<b>TOTAL</b>		<b>2185</b>	<b>900</b>

11-08-2002  
OFFICE DETAIL REPORTGENERAL ELECTION  
11/05/02TIME : 10:32:42  
PAGE : 1

## OFFICE : STATE SENATE DISTRICT 29

PRECINCT	GERALD MALLOY - DEM		WARREN D ARTHUR - REP	WRITE-IN	TOTAL
ANTIOCH	309	323			632
AUBURN	253	41			294
BETHEL	124	153			277
BLACK CREEK CLYDE	120	283			403
BURNT BRANCH	91	211			302
DARLINGTON # 1	50	71	1		122
DARLINGTON # 2	319	174			493
DARLINGTON # 4	376	161	1		538
DARLINGTON # 5	606	22	3		631
DOVESVILLE	437	230			667
HARTSVILLE # 1	148	363			511
HARTSVILLE # 2 & 3	71	135	1		207
HARTSVILLE # 4	137	106			243
HARTSVILLE # 5	365	636	1		1002
HARTSVILLE # 6	685	8			693
HARTSVILLE # 7	67	219			286
HARTSVILLE # 8	261	725	1		987
HIGH HILL	309	313	1		623
INDIAN BRANCH	86	154			240
KELLEYTOWN	165	620			785
LAKE SWAMP	156	194			350
LAMAR # 1	259	92			351
LAMAR # 2	198	399			597
LYDIA	163	86	3		252
NEW MARKET	83	256			339
OATES	134	198			332
SWIFT CREEK	84	200			284
DARLINGTON # 3	355	672			1027
DARLINGTON # 6	173	287			460
HARTSVILLE # 9	261	297			558
ABSENTEE	563	715	13		1291
ABSENTEE					0
CHALLENGE	2	1			3
FAIL SAFE					0
CURBSIDE \ EMERGENCY	20	6			26
TOTAL	7430	8351	25		

Election Results

S.C. Senate District 23

Special Election

Special Election held April 23, 2002

County	Knotts (R)	Burn (D)
Lexington	6936	4319



TOTAL VOICES CAST FOR SENATE # 23 SPECIAL ELECTION

11,298 :

Precincts	Precinct Code - Do not write in this column	(D) Beth Burn	(R) John M Jake Knotts	WRITE- IN Brenda Bryant			
Lake Murray		29	69	1			
Mt. Moreb		246	273				
Old Barnwell Rd		103	270	4			
Seven Oaks		77	131	1			
Red Bank South		37	209				
Emanuel Church		35	312	5			
Red Bank		68	220	2			
Crocker		158	342	13			
Lexington # 1		341	416	1			
Lexington # 2		228	207				
Congaree		50	321	2			
Springdale		107	495	5			
Itom		204	249				
Challedon		86	127	3			
Whitehall		330	314				
Gardendale		66	84	1			
Woodland Hills		112	128				
Quail Valley		293	188				
Batr Road		94	181	2			
Coldstream		231	219				
Grenadier		220	249	1			
St Michael		196	268	2			
Murraywood		155	213				
Bush River		112	123				
Pilgrim Church		155	285				
White Knoll		169	230				
Faith Church		56	107				
Kitti Wake		85	293				
Providence Church		204	273				
Absentee		61	130				
Fail-Safe		10	10				
Challenge		1	0				
COUNTY TOTALS		4319	6,936	43			

We do hereby certify that the foregoing statement is correct in all respects.

IN WITNESS WHEREOF, we have hereunto subscribed our names this 25 day of April in the year 2002

H Wayne Skipper  
Carolyn M. Medders  
M. Dale Cook  
Travis S. Garton  
Shirley L. Paul  
2002 11/11/02

BOARD OF CANVASSERS

FOR THE

COUNTY OF Lexington

Election Results

S.C. Senate District 43

Special Election

Democratic Primary election held October 16, 2001

General Election held December 4, 2001

County	Kuhn (R)	Stravrinakas (D)
Charleston	2120	1790
Berkeley	499	216
Total	2619	2006

12-4-01

STATE SENATE DISTRICT 43

Official Election Results  
Office

	Vote For 1		Precinct Public Count
	(H)	(U)	
CHARLESTON 1	212	71	283
CHARLESTON 2	203	85	288
CHARLESTON 5	35	37	72
CHARLESTON 7	108	67	175
CHARLESTON 24	2	57	59
N CHARLESTON 8	0	1	1
N CHARLESTON 11	17	87	104
N CHARLESTON 14A	38	23	59
N CHARLESTON 14B	54	50	104
N CHARLESTON 16	18	13	31
N CHARLESTON 17	16	98	114
N CHARLESTON 19	48	18	64
N CHARLESTON 24	97	30	127
N CHARLESTON 27	0	72	72
N CHARLESTON 30	10	34	44
N CHARLESTON 31	91	41	132
N CHARLESTON 32	124	182	306
DEER PARK 1A	49	33	81
DEER PARK 1B	107	16	123
DEER PARK 3	100	47	147
CHARLESTON 3A	225	104	329
CHARLESTON 3B	105	75	180
CHARLESTON 4A	37	50	87
CHARLESTON 12A	46	37	83
CHARLESTON 13A	5	139	144
CHARLESTON 22A	3	70	73
N CHARLESTON 10A	80	30	110
N CHARLESTON 10B	20	25	45
N CHARLESTON 15A	90	33	123
N CHARLESTON 25A	77	86	143
N CHARLESTON 28A	37	11	48
ABSENTEE	60	58	118
CHALLENGE	2	13	15
FAIL-SAFE	3	15	18
CURBSIDE/EMERGENCY	4	4	8
FAIL-SAFE/CHALLENGE	0	0	0
<b>TOTAL</b>	<b>2120</b>	<b>1790</b>	<b>0</b>

12-4-01

OFFICIAL Tally Results - By Election

12/05/2001

Category Name:	Party Name:	Vote Count	Percent Votes
STATE SENATE DISTRICT 43			
Write In		1	.14%
JOHN KUHN	REPUBLICAN	499	69.50%
LEON STAVRINAKIS	DEMOCRAT	216	30.17%

OFFICIAL Tally Results - By Precinct

2/05/2001

Party	Party Name	Vote Count	% Votes
ii Parties			
AINHOY			
STATE SENATE DISTRICT 43			
JOHN KUHN	REPUBLICAN	4	5.56%
LEON STAVRINAKIS	DEMOCRAT	68	94.44%
Write In		0	0.00%

OFFICIAL Tally Results - By Precinct

2/05/2001

Party	Party Name	Vote Count	% Votes
ii Parties			
OWE HALL			
STATE SENATE DISTRICT 43			
JOHN KUHN	REPUBLICAN	37	77.08%
LEON STAVRINAKIS	DEMOCRAT	11	22.92%
Write In		0	0.00%

OFFICIAL Tally Results - By Precinct

2/05/2001

Party	Party Name	Vote Count	% Votes
i Parties			
DOOSE CREEK HIGH SC)			
STATE SENATE DISTRICT 43			
JOHN KUHN	REPUBLICAN	455	77.25%
LEON STAVRINAKIS	DEMOCRAT	133	22.58%
Write In		1	0.17%

OFFICIAL Tally Results - By Precinct

2/05/2001

Party	Party Name	Vote Count	% Votes
i Parties			
SENTEE			
STATE SENATE DISTRICT 43			
JOHN KUHN	REPUBLICAN	3	42.86%
LEON STAVRINAKIS	DEMOCRAT	4	57.14%
Write In		0	0.00%

SENATE 73 DEMOCRATIC PRIMARY 10-16-01  
BERKELEY COUNTY

Official Tally Results - By Precinct

All Parties

Vote Count % Votes

RAINHOY

STATE SENATE DISTRICT 43 (D)  
LEON STAVRINAKIS  
MICKEY WHATLEY  
STATE SENATE DISTRICT 43 (R)  
BUCK LIMEHOUSE  
JOHN R KUHN

DEMOCRAT	15	93.75%
DEMOCRAT	1	6.25%
REPUBLICAN	3	100.00%
REPUBLICAN	0	0.00%

Official Tally Results - By Precinct

All Parties

Vote Count % Votes

IOWE HALL

STATE SENATE DISTRICT 43 (D)  
LEON STAVRINAKIS  
MICKEY WHATLEY  
STATE SENATE DISTRICT 43 (R)  
BUCK LIMEHOUSE  
JOHN R KUHN

DEMOCRAT	4	80.00%
DEMOCRAT	1	20.00%
REPUBLICAN	14	60.87%
REPUBLICAN	9	39.13%

Official Tally Results - By Precinct

All Parties

Vote Count % Votes

MOOSE CREEK HIGH SC

STATE SENATE DISTRICT 43 (D)  
LEON STAVRINAKIS  
MICKEY WHATLEY  
STATE SENATE DISTRICT 43 (R)  
BUCK LIMEHOUSE  
JOHN R KUHN

DEMOCRAT	43	68.18%
DEMOCRAT	21	31.82%
REPUBLICAN	94	27.09%
REPUBLICAN	253	72.91%

Official Tally Results - By Precinct

All Parties

Vote Count % Votes

ABSENTEE

STATE SENATE DISTRICT 43 (D)  
LEON STAVRINAKIS  
MICKEY WHATLEY  
Write In  
STATE SENATE DISTRICT 43 (R)  
BUCK LIMEHOUSE  
JOHN R KUHN  
Write In

DEMOCRAT	1	100.00%
DEMOCRAT	0	0.00%
DEMOCRAT	0	0.00%
REPUBLICAN	0	0.00%
REPUBLICAN	4	100.00%
REPUBLICAN	0	0.00%

All Parties

**CHARLESTON 1**

STATE SENATE DISTRICT 43 (D)

LEON STAVRINAKIS

MICKEY WHATLEY

STATE SENATE DISTRICT 43 (R)

BUCK LIMEHOUSE

JOHN R. KUHN

DEMOCRATIC

DEMOCRATIC

REPUBLICAN

REPUBLICAN

28 87.50%

4 12.50%

103 46.40%

119 53.60%

Vote Count % Vote

**OFFICIAL Tally Results - By Precinct**

10/18/01

All Parties

**CHARLESTON 2**

STATE SENATE DISTRICT 43 (D)

LEON STAVRINAKIS

MICKEY WHATLEY

STATE SENATE DISTRICT 43 (R)

BUCK LIMEHOUSE

JOHN R. KUHN

DEMOCRATIC

DEMOCRATIC

REPUBLICAN

REPUBLICAN

37 88.10%

5 11.90%

109 53.69%

94 46.31%

Vote Count % Vote

**OFFICIAL Tally Results - By Precinct**

10/18/01

All Parties

**CHARLESTON 3A**

STATE SENATE DISTRICT 43 (D)

LEON STAVRINAKIS

MICKEY WHATLEY

STATE SENATE DISTRICT 43 (R)

BUCK LIMEHOUSE

JOHN R. KUHN

DEMOCRATIC

DEMOCRATIC

REPUBLICAN

REPUBLICAN

47 95.92%

2 4.08%

95 48.47%

101 51.53%

Vote Count % Vote

**OFFICIAL Tally Results - By Precinct**

10/18/01

All Parties

**CHARLESTON 3B**

STATE SENATE DISTRICT 43 (D)

LEON STAVRINAKIS

MICKEY WHATLEY

STATE SENATE DISTRICT 43 (R)

BUCK LIMEHOUSE

JOHN R. KUHN

DEMOCRATIC

DEMOCRATIC

REPUBLICAN

REPUBLICAN

35 89.74%

4 10.26%

53 60.92%

34 39.08%

Vote Count % Vote

**OFFICIAL Tally Results - By Precinct**

10/18/01

All Parties

**CHARLESTON 4A**

STATE SENATE DISTRICT 43 (D)

LEON STAVRINAKIS

MICKEY WHATLEY

STATE SENATE DISTRICT 43 (R)

BUCK LIMEHOUSE

JOHN R. KUHN

DEMOCRATIC

DEMOCRATIC

REPUBLICAN

REPUBLICAN

15 93.75%

1 6.25%

37 64.91%

20 35.09%

Vote Count % Vote

SENATE 43

Dem + REP PRIMARY

10-16-01

Charleston County

## OFFICIAL Tally Results - By Precinct

All Parties

10/18/01

Vote Count % Votes

## CHARLESTON 24

STATE SENATE DISTRICT 43 (D)

LEON STAVRINAKIS

MICKEY WHATLEY

STATE SENATE DISTRICT 43 (R)

BUCK LIMEHOUSE

JOHN R. KUHN

DEMOCRATIC

DEMOCRATIC

REPUBLICAN

REPUBLICAN

23 79.31%

6 20.69%

0 0.00%

0 0.00%

## OFFICIAL Tally Results - By Precinct

All Parties

10/18/01

Vote Count % Votes

## DEER PARK 1A

STATE SENATE DISTRICT 43 (D)

LEON STAVRINAKIS

MICKEY WHATLEY

STATE SENATE DISTRICT 43 (R)

BUCK LIMEHOUSE

JOHN R. KUHN

DEMOCRATIC

DEMOCRATIC

REPUBLICAN

REPUBLICAN

7 50.00%

7 50.00%

12 30.00%

28 70.00%

## OFFICIAL Tally Results - By Precinct

All Parties

10/18/01

Vote Count % Votes

## DEER PARK 1B

STATE SENATE DISTRICT 43 (D)

LEON STAVRINAKIS

MICKEY WHATLEY

STATE SENATE DISTRICT 43 (R)

BUCK LIMEHOUSE

JOHN R. KUHN

DEMOCRATIC

DEMOCRATIC

REPUBLICAN

REPUBLICAN

2 22.22%

7 77.78%

49 47.12%

55 52.88%

## OFFICIAL Tally Results - By Precinct

All Parties

10/18/01

Vote Count % Votes

## DEER PARK 3

STATE SENATE DISTRICT 43 (D)

LEON STAVRINAKIS

MICKEY WHATLEY

STATE SENATE DISTRICT 43 (R)

BUCK LIMEHOUSE

JOHN R. KUHN

DEMOCRATIC

DEMOCRATIC

REPUBLICAN

REPUBLICAN

16 66.67%

8 33.33%

31 60.78%

20 39.22%

ELECTION COMMISSION  
**OFFICIAL Tally Results - By Precinct**

PREC 04

All Parties

10/18/01

Vote Count % Vote

**CHARLESTON 6**

STATE SENATE DISTRICT 43 (D)  
 LEON STAVRINAKIS  
 MICKEY WHATLEY  
 STATE SENATE DISTRICT 43 (R)  
 BUCK LIMEHOUSE  
 JOHN R KUHN

DEMOCRATIC  
 DEMOCRATIC  
 REPUBLICAN  
 REPUBLICAN

27 93.10%  
 2 6.90%  
 23 67.65%  
 11 32.35%

**OFFICIAL Tally Results - By Precinct**

10/18/01

All Parties

Vote Count % Vote

**CHARLESTON 7**

STATE SENATE DISTRICT 43 (D)  
 LEON STAVRINAKIS  
 MICKEY WHATLEY  
 STATE SENATE DISTRICT 43 (R)  
 BUCK LIMEHOUSE  
 JOHN R KUHN

DEMOCRATIC  
 DEMOCRATIC  
 REPUBLICAN  
 REPUBLICAN

50 100.00%  
 0 0.00%  
 43 45.74%  
 51 54.26%

**OFFICIAL Tally Results - By Precinct**

10/18/01

All Parties

Vote Count % Vote

**CHARLESTON 12A**

STATE SENATE DISTRICT 43 (D)  
 LEON STAVRINAKIS  
 MICKEY WHATLEY  
 STATE SENATE DISTRICT 43 (R)  
 BUCK LIMEHOUSE  
 JOHN R KUHN

DEMOCRATIC  
 DEMOCRATIC  
 REPUBLICAN  
 REPUBLICAN

24 96.00%  
 1 4.00%  
 31 68.89%  
 14 31.11%

**OFFICIAL Tally Results - By Precinct**

10/18/01

All Parties

Vote Count % Vote

**CHARLESTON 13A**

STATE SENATE DISTRICT 43 (D)  
 LEON STAVRINAKIS  
 MICKEY WHATLEY  
 STATE SENATE DISTRICT 43 (R)  
 BUCK LIMEHOUSE  
 JOHN R KUHN

DEMOCRATIC  
 DEMOCRATIC  
 REPUBLICAN  
 REPUBLICAN

58 72.50%  
 22 27.50%  
 0 0.00%  
 1 100.00%

**OFFICIAL Tally Results - By Precinct**

10/18/01

All Parties

Vote Count % Vote

**CHARLESTON 22A**

STATE SENATE DISTRICT 43 (D)  
 LEON STAVRINAKIS  
 MICKEY WHATLEY  
 STATE SENATE DISTRICT 43 (R)  
 BUCK LIMEHOUSE  
 JOHN R KUHN

DEMOCRATIC  
 DEMOCRATIC  
 REPUBLICAN  
 REPUBLICAN

27 65.85%  
 14 34.15%  
 0 0.00%  
 0 0.00%



OFFICIAL Tally Results - By Precinct

10/18/01

All Parties

Vote Count % Vote

N CHARLESTON 8

STATE SENATE DISTRICT 43 (D)  
 LEON STAVRINAKIS  
 MICKEY WHATLEY  
 STATE SENATE DISTRICT 43 (R)  
 BUCK LIMEHOUSE  
 JOHN R. KUHN

DEMOCRATIC	0	0.00%
DEMOCRATIC	1	100.00%
REPUBLICAN	0	0.00%
REPUBLICAN	0	0.00%

OFFICIAL Tally Results - By Precinct

10/18/01

All Parties

Vote Count % Vote

N CHARLESTON 10A

STATE SENATE DISTRICT 43 (D)  
 LEON STAVRINAKIS  
 MICKEY WHATLEY  
 STATE SENATE DISTRICT 43 (R)  
 BUCK LIMEHOUSE  
 JOHN R. KUHN

DEMOCRATIC	7	29.17%
DEMOCRATIC	17	70.83%
REPUBLICAN	18	27.27%
REPUBLICAN	48	72.73%

OFFICIAL Tally Results - By Precinct

10/18/01

All Parties

Vote Count % Vote

N CHARLESTON 10B

STATE SENATE DISTRICT 43 (D)  
 LEON STAVRINAKIS  
 MICKEY WHATLEY  
 STATE SENATE DISTRICT 43 (R)  
 BUCK LIMEHOUSE  
 JOHN R. KUHN

DEMOCRATIC	8	36.36%
DEMOCRATIC	14	63.64%
REPUBLICAN	8	57.14%
REPUBLICAN	6	42.86%

OFFICIAL Tally Results - By Precinct

10/18/01

All Parties

Vote Count % Vote

N CHARLESTON 11

STATE SENATE DISTRICT 43 (D)  
 LEON STAVRINAKIS  
 MICKEY WHATLEY  
 STATE SENATE DISTRICT 43 (R)  
 BUCK LIMEHOUSE  
 JOHN R. KUHN

DEMOCRATIC	28	38.89%
DEMOCRATIC	44	61.11%
REPUBLICAN	3	33.33%
REPUBLICAN	6	66.67%

OFFICIAL Tally Results - By Precinct

10/18/01

All Parties

Vote Count % Vote

N CHARLESTON 14A

STATE SENATE DISTRICT 43 (D)  
 LEON STAVRINAKIS  
 MICKEY WHATLEY  
 STATE SENATE DISTRICT 43 (R)  
 BUCK LIMEHOUSE  
 JOHN R. KUHN

DEMOCRATIC	6	54.55%
DEMOCRATIC	5	45.45%
REPUBLICAN	7	63.64%
REPUBLICAN	4	36.36%

OFFICIAL Tally Results - By Precinct

All Parties

10/18/01

Vote Count % Vote

N CHARLESTON 14B

STATE SENATE DISTRICT 43 (D)

LEON STAVRINAKIS

MICKEY WHATLEY

STATE SENATE DISTRICT 43 (R)

BUCK LIMEHOUSE

JOHN R. KUHN

DEMOCRATIC

DEMOCRATIC

REPUBLICAN

REPUBLICAN

24 72.73%

9 27.27%

14 41.18%

20 58.82%

OFFICIAL Tally Results - By Precinct

All Parties

10/18/01

Vote Count % Vote

N CHARLESTON 15A

STATE SENATE DISTRICT 43 (D)

LEON STAVRINAKIS

MICKEY WHATLEY

STATE SENATE DISTRICT 43 (R)

BUCK LIMEHOUSE

JOHN R. KUHN

DEMOCRATIC

DEMOCRATIC

REPUBLICAN

REPUBLICAN

14 35.00%

26 65.00%

19 50.00%

19 50.00%

OFFICIAL Tally Results - By Precinct

All Parties

10/18/01

Vote Count % Vote

N CHARLESTON 16

STATE SENATE DISTRICT 43 (D)

LEON STAVRINAKIS

MICKEY WHATLEY

STATE SENATE DISTRICT 43 (R)

BUCK LIMEHOUSE

JOHN R. KUHN

DEMOCRATIC

DEMOCRATIC

REPUBLICAN

REPUBLICAN

1 11.11%

8 88.89%

4 44.44%

5 55.56%

OFFICIAL Tally Results - By Precinct

All Parties

10/18/01

Vote Count % Vote

N CHARLESTON 17

STATE SENATE DISTRICT 43 (D)

LEON STAVRINAKIS

MICKEY WHATLEY

STATE SENATE DISTRICT 43 (R)

BUCK LIMEHOUSE

JOHN R. KUHN

DEMOCRATIC

DEMOCRATIC

REPUBLICAN

REPUBLICAN

22 34.92%

41 65.08%

1 12.50%

7 87.50%

OFFICIAL Tally Results - By Precinct

All Parties

10/18/01

Vote Count % Vote

N CHARLESTON 19

STATE SENATE DISTRICT 43 (D)

LEON STAVRINAKIS

MICKEY WHATLEY

STATE SENATE DISTRICT 43 (R)

BUCK LIMEHOUSE

JOHN R. KUHN

DEMOCRATIC

DEMOCRATIC

REPUBLICAN

REPUBLICAN

5 15.15%

28 84.85%

13 43.33%

17 56.67%

OFFICIAL Tally Results - By Precinct

All Parties

10/18/01

Vote Count % Votes

N CHARLESTON 24

STATE SENATE DISTRICT 43 (D)  
 LEON STAVRINAKIS  
 MICKEY WHATLEY  
 STATE SENATE DISTRICT 43 (R)  
 BUCK LIMEHOUSE  
 JOHN R. KUHN

DEMOCRATIC	9	31.03%
DEMOCRATIC	20	68.97%
REPUBLICAN	16	21.62%
REPUBLICAN	58	78.38%

OFFICIAL Tally Results - By Precinct

All Parties

10/18/01

Vote Count % Votes

N CHARLESTON 25A

STATE SENATE DISTRICT 43 (D)  
 LEON STAVRINAKIS  
 MICKEY WHATLEY  
 STATE SENATE DISTRICT 43 (R)  
 BUCK LIMEHOUSE  
 JOHN R. KUHN

DEMOCRATIC	20	27.78%
DEMOCRATIC	52	72.22%
REPUBLICAN	31	56.36%
REPUBLICAN	24	43.64%

OFFICIAL Tally Results - By Precinct

All Parties

10/18/01

Vote Count % Votes

N CHARLESTON 27

STATE SENATE DISTRICT 43 (D)  
 LEON STAVRINAKIS  
 MICKEY WHATLEY  
 STATE SENATE DISTRICT 43 (R)  
 BUCK LIMEHOUSE  
 JOHN R. KUHN

DEMOCRATIC	26	46.43%
DEMOCRATIC	30	53.57%
REPUBLICAN	0	0.00%
REPUBLICAN	0	0.00%

OFFICIAL Tally Results - By Precinct

All Parties

10/18/01

Vote Count % Votes

N CHARLESTON 28A

STATE SENATE DISTRICT 43 (D)  
 LEON STAVRINAKIS  
 MICKEY WHATLEY  
 STATE SENATE DISTRICT 43 (R)  
 BUCK LIMEHOUSE  
 JOHN R. KUHN

DEMOCRATIC	2	66.67%
DEMOCRATIC	1	33.33%
REPUBLICAN	15	42.86%
REPUBLICAN	20	57.14%

OFFICIAL Tally Results - By Precinct

All Parties

10/18/01

Vote Count % Votes

N CHARLESTON 30

STATE SENATE DISTRICT 43 (D)  
 LEON STAVRINAKIS  
 MICKEY WHATLEY  
 STATE SENATE DISTRICT 43 (R)  
 BUCK LIMEHOUSE  
 JOHN R. KUHN

DEMOCRATIC	3	25.00%
DEMOCRATIC	9	75.00%
REPUBLICAN	5	62.50%
REPUBLICAN	3	37.50%

OFFICIAL Tally Results - By Precinct

All Parties

10/18/01

Vote Count % Vote

<b>N CHARLESTON 31</b>			
STATE SENATE DISTRICT 43 (D)			
LEON STAVRINAKIS	DEMOCRATIC	8	27.59%
MICKEY WHATLEY	DEMOCRATIC	21	72.41%
STATE SENATE DISTRICT 43 (R)			
BUCK LIMEHOUSE	REPUBLICAN	41	50.00%
JOHN R. KUHN	REPUBLICAN	41	50.00%

OFFICIAL Tally Results - By Precinct

All Parties

10/18/01

Vote Count % Vote

<b>N CHARLESTON 32</b>			
STATE SENATE DISTRICT 43 (D)			
LEON STAVRINAKIS	DEMOCRATIC	46	43.40%
MICKEY WHATLEY	DEMOCRATIC	60	56.60%
STATE SENATE DISTRICT 43 (R)			
BUCK LIMEHOUSE	REPUBLICAN	37	42.05%
JOHN R. KUHN	REPUBLICAN	51	57.95%

OFFICIAL Tally Results - By Precinct

All Parties

10/18/0

Vote Count % Vote

ABSENTEE

STATE SENATE DISTRICT 43 (D)  
 LEON STAVRINAKIS  
 MICKEY WHATLEY  
 STATE SENATE DISTRICT 43 (R)  
 BUCK LIMEHOUSE  
 JOHN R KUHN

DEMOCRATIC	12	57.14%
DEMOCRATIC	9	42.86%
REPUBLICAN	56	65.88%
REPUBLICAN	29	34.12%

OFFICIAL Tally Results - By Precinct

All Parties

10/18/0

Vote Count % Vote

CHALLENGE

STATE SENATE DISTRICT 43 (D)  
 LEON STAVRINAKIS  
 MICKEY WHATLEY  
 STATE SENATE DISTRICT 43 (R)  
 BUCK LIMEHOUSE  
 JOHN R KUHN

DEMOCRATIC	0	0.00%
DEMOCRATIC	0	0.00%
REPUBLICAN	0	0.00%
REPUBLICAN	6	100.00%

OFFICIAL Tally Results - By Precinct

All Parties

10/18/01

Vote Count % Vote

FAIL-SAFE

STATE SENATE DISTRICT 43 (D)  
 LEON STAVRINAKIS  
 MICKEY WHATLEY  
 STATE SENATE DISTRICT 43 (R)  
 BUCK LIMEHOUSE  
 JOHN R KUHN

DEMOCRATIC	1	50.00%
DEMOCRATIC	1	50.00%
REPUBLICAN	0	0.00%
REPUBLICAN	0	0.00%

OFFICIAL Tally Results - By Precinct

All Parties

10/18/04

Vote Count % Vote

FAIL-SAFE/CHALLENGE

STATE SENATE DISTRICT 43 (D)

LEON STAVRINAKIS

MICKEY WHATLEY

STATE SENATE DISTRICT 43 (R)

BUCK LIMEHOUSE

JOHN R KUHN

DEMOCRATIC

DEMOCRATIC

REPUBLICAN

REPUBLICAN

0 0.00%

0 0.00%

0 0.00%

0 0.00%

OFFICIAL Tally Results - By Precinct

All Parties

10/18/04

Vote Count % Vote

CURBSIDE/EMERGENCY

STATE SENATE DISTRICT 43 (D)

LEON STAVRINAKIS

MICKEY WHATLEY

STATE SENATE DISTRICT 43 (R)

BUCK LIMEHOUSE

JOHN R KUHN

DEMOCRATIC

DEMOCRATIC

REPUBLICAN

REPUBLICAN

2 50.00%

2 50.00%

1 100.00%

0 0.00%

2000 Primary and General Election Results (regularly scheduled election for all 46 Senate Seats)

# South Carolina Election Returns

## JUNE 13 2000 STATE WIDE DEMOCRATIC PRIMARY OFFICIAL RESULTS

### STATE SENATE DISTRICT 007

		* WINNER		
		RALPH	DOROTHY J	DEBRAJ
		ANDERSON	BUTLER	GAMMONS
COUNTY	# PRECINCTS	DEMOCRAT	DEMOCRAT	DEMOCRAT
GREENVILLE	38	2368	916	578
<b>Totals</b>	38	2368	916	578

Click on County to get Precinct Totals



# South Carolina Election Returns

## JUNE 13 2000 STATE WIDE DEMOCRATIC PRIMARY OFFICIAL RESULTS

### STATE SENATE DISTRICT 017

		* WINNER	
		MARGIE B	LINDA H
		KING	SHORT
COUNTY	# PRECINCTS	DEMOCRAT	DEMOCRAT
CHESTER	24	1859	3910
FAIRFIELD	22	1398	1655
UNION	12	295	423
YORK	13	398	337
<b>Totals</b>	71	3950	6325

Click on County to get Precinct Totals

# South Carolina Election Returns

## JUNE 13 2000 STATE WIDE DEMOCRATIC PRIMARY OFFICIAL RESULTS

### STATE SENATE DISTRICT 018

		* WINNER	
		DAVE C	NATHAN R
		WALDROP JR	YON
COUNTY	# PRECINCTS	DEMOCRAT	DEMOCRAT
LEXINGTON	8	51	36
NEWBERRY	33	1833	631
SALUDA	21	1412	1935
UNION	15	231	401
<b>Totals</b>	<b>77</b>	<b>3527</b>	<b>3003</b>

Click on County to get Precinct Totals

# South Carolina Election Returns

## JUNE 13 2000 STATE WIDE DEMOCRATIC PRIMARY OFFICIAL RESULTS

### STATE SENATE DISTRICT 032

		* WINNER	
		THEODORE TED	JOHN YANCEY
		BROWN	MCGILL
COUNTY	# PRECINCTS	DEMOCRAT	DEMOCRAT
FLORENCE	5	107	574
GEORGETOWN	21	1517	1793
HORRY	8	190	165
WILLIAMSBURG	33	2599	4222
<b>Totals</b>	<b>67</b>	<b>4413</b>	<b>6754</b>

Click on County to get Precinct Totals

# South Carolina Election Returns

## JUNE 13 2000 STATE WIDE DEMOCRATIC PRIMARY OFFICIAL RESULTS

### STATE SENATE DISTRICT 036

		* WINNER		
		RALPH	JOHN C	DRYAN
		CANTY	LAND III	MCCABEJR
COUNTY	# PRECINCTS	DEMOCRAT	DEMOCRAT	DEMOCRAT
CALHOUN	7	194	656	157
CLARENDON	30	1215	5913	1533
FLORENCE	7	181	392	80
LEE	15	619	904	352
SUMTER	24	1500	1526	147
<b>Totals</b>	<b>83</b>	<b>3709</b>	<b>9391</b>	<b>2269</b>

Click on County to get Precinct Totals

# South Carolina Election Returns

## JUNE 13 2000 STATE WIDE DEMOCRATIC PRIMARY OFFICIAL RESULTS

### STATE SENATE DISTRICT 042

		* RUNOFF		*RUNOFF
		ROBERT	REUBEN R	MAURICE
		FORD	REEDER	WASHINGTON
COUNTY	# PRECINCTS	DEMOCRAT	DEMOCRAT	DEMOCRAT
CHARLESTON	45	2112	1039	1191
<b>Totals</b>	45	2112	1039	1191

Click on County to get Precinct Totals

# South Carolina Election Returns

## JUNE 13 2000 STATE WIDE DEMOCRATIC PRIMARY OFFICIAL RESULTS

### STATE SENATE DISTRICT 045

			* WINNER
			CURTIS B
			INABINETT
COUNTY	# PRECINCTS	DEMOCRAT	DEMOCRAT
ALLENDALE	6	15	35
BEAUFORT	12	211	661
CHARLESTON	27	1726	699
COLLETON	11	724	197
HAMPTON	15	414	776
JASPER	19	1046	3202
<b>Totals</b>	<b>90</b>	<b>4136</b>	<b>5570</b>

Click on County to get Precinct Totals



News Government Education Business Health Public Safety Environment Tourism On

HOME

SITE INDEX

HELP

F

Welcome



### How Do I?

Frequently Asked Questions?

### Quick Links

- Statewide Calendar
- State Jobs
- State Lottery Jobs
- State Agencies & Boards
- SC Phone Directory For State Employees
- Downloadable Forms

### Online Gift Ideas!



#### Gifts and souvenirs:


- Cotton Mill Exchange
- State House Souvenirs

#### Books and Publications:


- Archives & History
- SCETV Online Store

#### Other Ecommerce Services

### File Your Taxes Online



### Big Savings at Surplus Property



Hundreds of items are 75 percent off at the State Surplus Property Warehouse's annual inventory sale. Prices will be slashed now through Wednesday June 18. The savings continue June 19 when 20 complete

computer systems with keyboard monitor and hard drive will be on sale for just \$50. Laptop computers will start at \$50. Click [here](#) for location and hours of operation.

### Voc Rehab Program Wins Blue Granite



The Rehabilitation Technology Program of the S.C. Vocational Rehabilitation Department, which provides solutions that enable people with disabilities to overcome

physical obstacles and become successfully employed, recently received Blue Granite Recognition. Click [here](#) for more information.

### Doing Business with South Carolina State Government?



Looking to do business with South Carolina State Government? The new online Procurement Information Center can point you in the right direction. Go to [www.procurement.sc.gov](http://www.procurement.sc.gov) for details.

### Hold the Phone!



### Search O

Search Text



### We



Find the for you





[Services](#) | [About](#) | [Disclaimer](#) | [Privacy Policy](#) | [Security Policy](#) | [Contact](#)

Copyright © 2000, South Carolina Access Network. All rights reserved.





# South Carolina Election Returns

## JUNE 13 2000 STATEWIDE REPUBLICAN PRIMARY OFFICIAL RESULTS

### STATE SENATE DISTRICT 002

		* WINNER	
		JAMES C	LARRY A
		COLE	MARTIN
COUNTY	# PRECINCTS	REPUBLICAN	REPUBLICAN
PICKENS	43	1166	6467
<b>Totals</b>	43	1166	6467

Click on County to get Precinct Totals

# South Carolina Election Returns

## JUNE 13 2000 STATEWIDE REPUBLICAN PRIMARY OFFICIAL RESULTS

### STATE SENATE DISTRICT 010

		* WINNER	
		HUNTER	JENNINGS G
		EDDY	MCABEE
COUNTY	# PRECINCTS	REPUBLICAN	REPUBLICAN
ABBEVILLE	10	60	80
GREENWOOD	35	2055	1167
<b>Totals</b>	45	2115	1247

Click on County to get Precinct Totals

# South Carolina Election Returns

## JUNE 13 2000 STATEWIDE REPUBLICAN PRIMARY OFFICIAL RESULTS

### STATE SENATE DISTRICT 011

		CARL	* WINNER
		GUEST	STEVE A
			PARKER
COUNTY	# PRECINCTS	REPUBLICAN	REPUBLICAN
SPARTANBURG	30	565	2012
<b>Totals</b>	30	565	2012

Click on County to get Precinct Totals

# South Carolina Election Returns

## JUNE 13 2000 STATEWIDE REPUBLICAN PRIMARY OFFICIAL RESULTS

### STATE SENATE DISTRICT 013

		* WINNER	
		JERRY	JIM
		GUEST	RITCHIE
COUNTY	# PRECINCTS	REPUBLICAN	REPUBLICAN
SPARTANBURG	38	1124	5038
<b>Totals</b>	38	1124	5038

Click on County to get Precinct Totals

# South Carolina Election Returns

## JUNE 13 2000 STATEWIDE REPUBLICAN PRIMARY OFFICIAL RESULTS

### STATE SENATE DISTRICT 022

			* WINNER
			WARREN
			GIESE
COUNTY	# PRECINCTS	REPUBLICAN	REPUBLICAN
KERSHAW	6	261	545
RICHLAND	40	2074	4269
<b>Totals</b>	46	2335	4814

Click on County to get Precinct Totals

# South Carolina Election Returns

## JUNE 13 2000 STATEWIDE REPUBLICAN PRIMARY OFFICIAL RESULTS

### STATE SENATE DISTRICT 033

		* WINNER	
		LINDA	ALAN
		ANGUS	CLEMMONS
COUNTY	# PRECINCTS	REPUBLICAN	REPUBLICAN
HORRY	45	3526	4840
<b>Totals</b>	45	3526	4840

Click on County to get Precinct Totals

# South Carolina Election Returns

## JUNE 13 2000 STATEWIDE REPUBLICAN PRIMARY OFFICIAL RESULTS

### STATE SENATE DISTRICT 044

		* WINNER	
		BILL	BILL
		BLANTON	MESCHER
COUNTY	# PRECINCTS	REPUBLICAN	REPUBLICAN
BERKELEY	14	1971	3528
CHARLESTON	17	754	1406
<b>Totals</b>	31	2725	4934

Click on County to get Precinct Totals

# South Carolina Election Returns

## JUNE 27 2000 STATE WIDE DEMOCRATIC PRIMARY RUNOFF OFFICIAL RESULTS

### STATE SENATE DISTRICT 042

		* WINNER	
		ROBERT	MAURICE
		FORD	WASHINGTON
COUNTY	# PRECINCTS	DEMOCRAT	DEMOCRAT
CHARLESTON	45	2397	1575
<b>Totals</b>	45	2397	1575

Click on County to get Precinct Totals



# South Carolina Election Returns

## NOVEMBER 7 2000 SC STATE WIDE GENERAL ELECTION OFFICIAL RESULTS

### STATE SENATE DISTRICT 001

		* WINNER	
		THOMAS C	
		ALEXANDER	WRITE-IN
COUNTY	# PRECINCTS	REPUBLICAN	WRITE-IN
OCONEE	32	18331	1
PICKENS	10	3049	26
<b>Totals</b>	42	21380	27

Click on County to get Precinct Totals

# South Carolina Election Returns

## NOVEMBER 7 2000 SC STATE WIDE GENERAL ELECTION OFFICIAL RESULTS

### STATE SENATE DISTRICT 002

		* WINNER	
		LARRY A	
		MARTIN	WRITE-IN
COUNTY	# PRECINCTS	REPUBLICAN	WRITE-IN
PICKENS	44	25493	128
<b>Totals</b>	44	25493	128

Click on County to get Precinct Totals

# South Carolina Election Returns

## NOVEMBER 7 2000 SC STATE WIDE GENERAL ELECTION OFFICIAL RESULTS

### STATE SENATE DISTRICT 003

		* WINNER	
		BOB	
		WALDREP	WRITE-IN
COUNTY	# PRECINCTS	REPUBLICAN	WRITE-IN
ANDERSON	39	26069	8
<b>Totals</b>	39	26069	8

Click on County to get Precinct Totals

# South Carolina Election Returns

## NOVEMBER 7 2000 SC STATE WIDE GENERAL ELECTION OFFICIAL RESULTS

### STATE SENATE DISTRICT 004

		* WINNER	
		BILLY	E BLAIR
		ODELL	RICE JR
COUNTY	# PRECINCTS	DEMOCRAT	REPUBLICAN
ABBEVILLE	7	1627	914
ANDERSON	40	12907	9257
<b>Totals</b>	47	14534	10171

Click on County to get Precinct Totals

# South Carolina Election Returns

## NOVEMBER 7 2000 SC STATE WIDE GENERAL ELECTION OFFICIAL RESULTS

### STATE SENATE DISTRICT 005

		* WINNER		
		J VERNE	STACEY B	
		SMITH	SCHALLER	WRITE-IN
COUNTY	# PRECINCTS	DEMOCRAT	CONSTITUTION PARTY	WRITE-IN
GREENVILLE	35	17081	4659	100
<b>Totals</b>	35	17081	4659	100

Click on County to get Precinct Totals

# South Carolina Election Returns

## NOVEMBER 7 2000 SC STATE WIDE GENERAL ELECTION OFFICIAL RESULTS

### STATE SENATE DISTRICT 006

		* WINNER	
		MIKE	
		FAIR	WRITE-IN
COUNTY	# PRECINCTS	REPUBLICAN	WRITE-IN
GREENVILLE	38	28048	680
<b>Totals</b>	<b>38</b>	<b>28048</b>	<b>680</b>

Click on County to get Precinct Totals

# South Carolina Election Returns

## NOVEMBER 7 2000 SC STATE WIDE GENERAL ELECTION OFFICIAL RESULTS

### STATE SENATE DISTRICT 007

		* WINNER		
		RALPH	ALLEN BUNK	
		ANDERSON	JOHNSON	WRITE-IN
COUNTY	# PRECINCTS	DEMOCRAT	REPUBLICAN	WRITE-IN
GREENVILLE	40	14417	8083	30
<b>Totals</b>	40	14417	8083	30

Click on County to get Precinct Totals

# South Carolina Election Returns

## NOVEMBER 7 2000 SC STATE WIDE GENERAL ELECTION OFFICIAL RESULTS

### STATE SENATE DISTRICT 008

				* WINNER
		AL	DAVID L	
		HAFER	THOMAS	WRITE-IN
COUNTY	# PRECINCTS	CONSTITUTION PARTY	REPUBLICAN	WRITE-IN
GREENVILLE	41	4097	32720	139
<b>Totals</b>	41	4097	32720	139

Click on County to get Precinct Totals



# South Carolina Election Returns

## NOVEMBER 7 2000 SC STATE WIDE GENERAL ELECTION OFFICIAL RESULTS

### STATE SENATE DISTRICT 009

				* WINNER
		JAMES E	DANNY	
		BRYAN JR	VERDIN	WRITE-IN
COUNTY	# PRECINCTS	DEMOCRAT	REPUBLICAN	WRITE-IN
GREENVILLE	10	3331	6349	16
LAURENS	38	10693	10444	
<b>Totals</b>	48	14024	16793	16

Click on County to get Precinct Totals

# South Carolina Election Returns

## NOVEMBER 7 2000 SC STATE WIDE GENERAL ELECTION OFFICIAL RESULTS

### STATE SENATE DISTRICT 010

		* WINNER		
		JOHN	HUNTER	
		DRUMMOND	EDDY	WRITE-IN
COUNTY	# PRECINCTS	DEMOCRAT	REPUBLICAN	WRITE-IN
ABBEVILLE	11	4165	2173	
GREENWOOD	35	11856	8801	7
<b>Totals</b>	46	16021	10974	7

Click on County to get Precinct Totals

# South Carolina Election Returns

## NOVEMBER 7 2000 SC STATE WIDE GENERAL ELECTION OFFICIAL RESULTS

### STATE SENATE DISTRICT 011

		* WINNER		
		GLENN	STEVE A	
		REESE	PARKER	WRITE-IN
COUNTY	# PRECINCTS	DEMOCRAT	REPUBLICAN	WRITE-IN
SPARTANBURG	30	13120	9558	7
<b>Totals</b>	30	13120	9558	7

Click on County to get Precinct Totals

# South Carolina Election Returns

## NOVEMBER 7 2000 SC STATE WIDE GENERAL ELECTION OFFICIAL RESULTS

### STATE SENATE DISTRICT 012

				* WINNER
		EDGAR M	JOHN	
		POOLE JR	HAWKINS	WRITE-IN
COUNTY	# PRECINCTS	DEMOCRAT	REPUBLICAN	WRITE-IN
SPARTANBURG	38	9243	20341	11
<b>Totals</b>	38	9243	20341	11

Click on County to get Precinct Totals

# South Carolina Election Returns

## NOVEMBER 7 2000 SC STATE WIDE GENERAL ELECTION OFFICIAL RESULTS

### STATE SENATE DISTRICT 013

				* WINNER
		BRIAN K.	JIM	
		KENNEDY	RITCHIE	WRITE-IN
COUNTY	# PRECINCTS	DEMOCRAT	REPUBLICAN	WRITE-IN
SPARTANBURG	38	9455	18708	9
<b>Totals</b>	38	9455	18708	9

Click on County to get Precinct Totals

# South Carolina Election Returns

## NOVEMBER 7 2000 SC STATE WIDE GENERAL ELECTION OFFICIAL RESULTS

### STATE SENATE DISTRICT 014

		* WINNER	
		HARVEY	
		PEELER	WRITE-IN
COUNTY	# PRECINCTS	REPUBLICAN	WRITE-IN
CHEROKEE	43	11446	
UNION	14	3483	45
YORK	13	6810	7
<b>Totals</b>	<b>70</b>	<b>21739</b>	<b>52</b>

Click on County to get Precinct Totals

# South Carolina Election Returns

## NOVEMBER 7 2000 SC STATE WIDE GENERAL ELECTION OFFICIAL RESULTS

### STATE SENATE DISTRICT 015

		* WINNER	
		WES	
		HAYES	WRITE-IN
COUNTY	# PRECINCTS	REPUBLICAN	WRITE-IN
YORK	40	26166	30
<b>Totals</b>	40	26166	30

Click on County to get Precinct Totals

# South Carolina Election Returns

## NOVEMBER 7 2000 SC STATE WIDE GENERAL ELECTION OFFICIAL RESULTS

### STATE SENATE DISTRICT 016

		* WINNER	
		GREG	
		GREGORY	WRITE-IN
COUNTY	# PRECINCTS	REPUBLICAN	WRITE-IN
FAIRFIELD	18	1589	3
LANCASTER	28	13124	167
YORK	9	7775	10
<b>Totals</b>	<b>55</b>	<b>22488</b>	<b>180</b>

Click on County to get Precinct Totals



# South Carolina Election Returns

## NOVEMBER 7 2000 SC STATE WIDE GENERAL ELECTION OFFICIAL RESULTS

### STATE SENATE DISTRICT 017

		* WINNER		
		LINDA H	DANNY W	
		SHORT	PARKER	WRITE-IN
COUNTY	# PRECINCTS	DEMOCRAT	REPUBLICAN	WRITE-IN
CHESTER	25	9103	1999	
FAIRFIELD	23	4280	748	
UNION	14	2340	604	1
YORK	15	3862	660	2
<b>Totals</b>	<b>77</b>	<b>19585</b>	<b>4011</b>	<b>3</b>

Click on County to get Precinct Totals

# South Carolina Election Returns

## NOVEMBER 7 2000 SC STATE WIDE GENERAL ELECTION OFFICIAL RESULTS

### STATE SENATE DISTRICT 018

		* WINNER		
		DAVE C	ANDRE	
		WALDROP JR	BAUER	WRITE-IN
COUNTY	# PRECINCTS	DEMOCRAT	REPUBLICAN	WRITE-IN
LEXINGTON	10	1437	6185	
NEWBERRY	33	5705	6482	6
SALUDA	20	2675	4490	
UNION	17	1226	2401	2
<b>Totals</b>	80	11043	19558	8

Click on County to get Precinct Totals

# South Carolina Election Returns

## NOVEMBER 7 2000 SC STATE WIDE GENERAL ELECTION OFFICIAL RESULTS

### STATE SENATE DISTRICT 019

		* WINNER	
		KAY	
		PATTERSON	WRITE-IN
COUNTY	# PRECINCTS	DEMOCRAT	WRITE-IN
RICHLAND	36	22391	218
<b>Totals</b>	36	22391	218

Click on County to get Precinct Totals

# South Carolina Election Returns

## NOVEMBER 7 2000 SC STATE WIDE GENERAL ELECTION OFFICIAL RESULTS

### STATE SENATE DISTRICT 020

		* WINNER		
		TONY	JOHN	
		MIZZELL	COURSON	WRITE-IN
COUNTY	# PRECINCTS	DEMOCRAT	REPUBLICAN	WRITE-IN
RICHLAND	47	14263	21624	19
<b>Totals</b>	47	14263	21624	19

Click on County to get Precinct Totals

# South Carolina Election Returns

## NOVEMBER 7 2000 SC STATE WIDE GENERAL ELECTION OFFICIAL RESULTS

### STATE SENATE DISTRICT 021

		* WINNER	
		DARRELL	
		JACKSON	WRITE-IN
COUNTY	# PRECINCTS	DEMOCRAT	WRITE-IN
CALHOUN	8	2921	137
RICHLAND	30	12259	146
<b>Totals</b>	<b>38</b>	<b>15180</b>	<b>283</b>

Click on County to get Precinct Totals

# South Carolina Election Returns

## NOVEMBER 7 2000 SC STATE WIDE GENERAL ELECTION OFFICIAL RESULTS

### STATE SENATE DISTRICT 022

		* WINNER		
		TOBY	WARREN	
		WARD	GIESE	WRITE-IN
COUNTY	# PRECINCTS	DEMOCRAT	REPUBLICAN	WRITE-IN
KERSHAW	6	2341	3559	
RICHLAND	41	15633	19205	18
<b>Totals</b>	47	17974	22764	18

Click on County to get Precinct Totals

# South Carolina Election Returns

## NOVEMBER 7 2000 SC STATE WIDE GENERAL ELECTION OFFICIAL RESULTS

### STATE SENATE DISTRICT 023

		* WINNER
		JOE
		WILSON
COUNTY	# PRECINCTS	REPUBLICAN
LEXINGTON	32	35241
<b>Totals</b>	32	35241

Click on County to get Precinct Totals

# South Carolina Election Returns

## NOVEMBER 7 2000 SC STATE WIDE GENERAL ELECTION OFFICIAL RESULTS

### STATE SENATE DISTRICT 024

		* WINNER	
		W GREG	FRANCES
		RYBERG	BELL
COUNTY	# PRECINCTS	REPUBLICAN	WRITE-IN
AIKEN	42	25080	128
LEXINGTON	10	3468	
<b>Totals</b>	52	28548	128

Click on County to get Precinct Totals



# South Carolina Election Returns

## NOVEMBER 7 2000 SC STATE WIDE GENERAL ELECTION OFFICIAL RESULTS

### STATE SENATE DISTRICT 025

		* WINNER		
		TOMMY MOORE	ROBERT G GOSSETT	WRITE-IN
COUNTY	# PRECINCTS	DEMOCRAT	REPUBLICAN	WRITE-IN
AIKEN	28	10515	5842	
EDGEFIELD	16	6099	2570	1
MCCORMICK	11	2768	1130	
<b>Totals</b>	55	19382	9542	1

Click on County to get Precinct Totals

# South Carolina Election Returns

## NOVEMBER 7 2000 SC STATE WIDE GENERAL ELECTION OFFICIAL RESULTS

### STATE SENATE DISTRICT 026

		* WINNER		
		NIKKI	STEVE	W GARY
		SETZLER	LEFEMINE	PRINCE
COUNTY	# PRECINCTS	DEMOCRAT	CONSTITUTION PARTY	REPUBLICAN
AIKEN	6	1213	22	716
LEXINGTON	34	16358	720	12497
<b>Totals</b>	<b>40</b>	<b>17571</b>	<b>742</b>	<b>13213</b>

Click on County to get Precinct Totals

# South Carolina Election Returns

## NOVEMBER 7 2000 SC STATE WIDE GENERAL ELECTION OFFICIAL RESULTS

### STATE SENATE DISTRICT 027

		* WINNER		
		DONALD H	BART	
		HOLLAND	HAYWARD	WRITE-IN
COUNTY	# PRECINCTS	DEMOCRAT	REPUBLICAN	WRITE-IN
CHESTERFIELD	31	8800	3476	20
KERSHAW	26	9555	5089	
LANCASTER	5	1239	660	10
MARLBORO	2	250	47	
<b>Totals</b>	64	19844	9272	30

Click on County to get Precinct Totals

# South Carolina Election Returns

## NOVEMBER 7 2000 SC STATE WIDE GENERAL ELECTION OFFICIAL RESULTS

### STATE SENATE DISTRICT 028

		* WINNER	
		DICK F	
		ELLIOTT	WRITE-IN
COUNTY	# PRECINCTS	DEMOCRAT	WRITE-IN
DILLON	16	3968	23
FLORENCE	8	1824	
HORRY	45	12511	33
MARION	10	1223	2
MARLBORO	8	2110	12
WILLIAMSBURG	2	287	
<b>Totals</b>	<b>89</b>	<b>21923</b>	<b>70</b>

Click on County to get Precinct Totals

# South Carolina Election Returns

## NOVEMBER 7 2000 SC STATE WIDE GENERAL ELECTION OFFICIAL RESULTS

### STATE SENATE DISTRICT 029

		* WINNER	
		EDWARD ED	
		SALEEBY	WRITE-IN
COUNTY	# PRECINCTS	DEMOCRAT	WRITE-IN
DARLINGTON	34	14463	86
FLORENCE	7	3016	
LEE	13	3467	20
<b>Totals</b>	54	20946	106

Click on County to get Precinct Totals

# South Carolina Election Returns

## NOVEMBER 7 2000 SC STATE WIDE GENERAL ELECTION OFFICIAL RESULTS

### STATE SENATE DISTRICT 030

		* WINNER	
		MAGGIE WALLACE	
		GLOVER	WRITE-IN
COUNTY	# PRECINCTS	DEMOCRAT	WRITE-IN
DILLON	10	2975	80
FLORENCE	23	7294	
MARION	20	7876	44
<b>Totals</b>	53	18145	124

Click on County to get Precinct Totals

# South Carolina Election Returns

## NOVEMBER 7 2000 SC STATE WIDE GENERAL ELECTION OFFICIAL RESULTS

### STATE SENATE DISTRICT 031

		* WINNER		
		PATSY	HUGH K	
		STONE	LEATHERMAN	WRITE-IN
COUNTY	# PRECINCTS	DEMOCRAT	REPUBLICAN	WRITE-IN
CHESTERFIELD	2	388	172	
DARLINGTON	5	1285	892	
FLORENCE	39	8976	13830	
MARLBORO	9	2818	2236	4
<b>Totals</b>	<b>55</b>	<b>13467</b>	<b>17130</b>	<b>4</b>

Click on County to get Precinct Totals

# South Carolina Election Returns

## NOVEMBER 7 2000 SC STATE WIDE GENERAL ELECTION OFFICIAL RESULTS

### STATE SENATE DISTRICT 032

		* WINNER	
		JOHN YANCEY	
		MCGILL	WRITE-IN
COUNTY	# PRECINCTS	DEMOCRAT	WRITE-IN
FLORENCE	6	3201	
GEORGETOWN	21	5876	
HORRY	11	2094	
WILLIAMSBURG	34	11201	
<b>Totals</b>	72	22372	

Click on County to get Precinct Totals



# South Carolina Election Returns

## NOVEMBER 7 2000 SC STATE WIDE GENERAL ELECTION OFFICIAL RESULTS

### STATE SENATE DISTRICT 033

		* WINNER		
		LUKE A	ALAN	
		RANKIN	CLEMMONS	WRITE-IN
COUNTY	# PRECINCTS	DEMOCRAT	REPUBLICAN	WRITE-IN
HORRY	56	17811	14967	3
<b>Totals</b>	56	17811	14967	3

Click on County to get Precinct Totals

# South Carolina Election Returns

## NOVEMBER 7 2000 SC STATE WIDE GENERAL ELECTION OFFICIAL RESULTS

### STATE SENATE DISTRICT 034

		* WINNER	
		ARTHUR	
		RAVENEL JR	WRITE-IN
COUNTY	# PRECINCTS	REPUBLICAN	WRITE-IN
CHARLESTON	29	12522	34
GEORGETOWN	19	8055	1
HORRY	20	9501	28
<b>Totals</b>	68	30078	63

Click on County to get Precinct Totals

# South Carolina Election Returns

## NOVEMBER 7 2000 SC STATE WIDE GENERAL ELECTION OFFICIAL RESULTS

### STATE SENATE DISTRICT 035

		* WINNER	
		PHIL	BLANE
		LEVENTIS	LAWSON
COUNTY	# PRECINCTS	DEMOCRAT	REPUBLICAN
LEE	2	236	198
SUMTER	43	14866	9935
<b>Totals</b>	45	15102	10133

Click on County to get Precinct Totals

# South Carolina Election Returns

## NOVEMBER 7 2000 SC STATE WIDE GENERAL ELECTION OFFICIAL RESULTS

### STATE SENATE DISTRICT 036

		* WINNER		
		JOHN C	GARY	
		LAND III	MCLEOD	WRITE-IN
COUNTY	# PRECINCTS	DEMOCRAT	REPUBLICAN	WRITE-IN
CALHOUN	8	1631	1026	1
CLARENDON	28	8963	3045	
FLORENCE	8	1619	1433	
LEE	14	2302	762	1
SUMTER	25	6303	1117	
<b>Totals</b>	83	20818	7383	2

Click on County to get Precinct Totals

# South Carolina Election Returns

## NOVEMBER 7 2000 SC STATE WIDE GENERAL ELECTION OFFICIAL RESULTS

### STATE SENATE DISTRICT 037

		* WINNER		
		GEORGE	LARRY	
		BAILEY	GROOMS	WRITE-IN
COUNTY	# PRECINCTS	DEMOCRAT	REPUBLICAN	WRITE-IN
BERKELEY	22	7620	7185	
CHARLESTON	9	980	2391	25
COLLETON	19	3496	5061	
DORCHESTER	11	3092	1333	
<b>Totals</b>	61	15188	15970	25

Click on County to get Precinct Totals

# South Carolina Election Returns

## NOVEMBER 7 2000 SC STATE WIDE GENERAL ELECTION OFFICIAL RESULTS

### STATE SENATE DISTRICT 038

		* WINNER	
		BILL	
		BRANTON	WRITE-IN
COUNTY	# PRECINCTS	REPUBLICAN	WRITE-IN
BERKELEY	5	2593	12
CHARLESTON	7	511	10
DORCHESTER	25	17682	53
<b>Totals</b>	<b>37</b>	<b>20786</b>	<b>75</b>

Click on County to get Precinct Totals

# South Carolina Election Returns

## NOVEMBER 7 2000 SC STATE WIDE GENERAL ELECTION OFFICIAL RESULTS

### STATE SENATE DISTRICT 039

		* WINNER	
		JOHN W	
		MATTHEWS JR	WRITE-IN
COUNTY	# PRECINCTS	DEMOCRAT	WRITE-IN
BAMBERG	18	4532	3
COLLETON	10	1207	3
DORCHESTER	9	2401	13
HAMPTON	8	748	1
ORANGEBURG	28	14237	165
<b>Totals</b>	<b>73</b>	<b>23125</b>	<b>185</b>

Click on County to get Precinct Totals

# South Carolina Election Returns

## NOVEMBER 7 2000 SC STATE WIDE GENERAL ELECTION OFFICIAL RESULTS

### STATE SENATE DISTRICT 040

		* WINNER		
		BRAD	JONATHAN M	
		HUTTO	HARE	WRITE-IN
COUNTY	# PRECINCTS	DEMOCRAT	LIBERTARIAN	WRITE-IN
ALLENDALE	12	2155	64	
BARNWELL	20	5630	333	
HAMPTON	10	2236	80	3
ORANGEBURG	31	14581	1979	40
<b>Totals</b>	73	24602	2456	43

Click on County to get Precinct Totals



# South Carolina Election Returns

## NOVEMBER 7 2000 SC STATE WIDE GENERAL ELECTION OFFICIAL RESULTS

### STATE SENATE DISTRICT 041

		* WINNER	
		GLENN	
		MCCONNELL	WRITE-IN
COUNTY	# PRECINCTS	REPUBLICAN	WRITE-IN
CHARLESTON	54	25929	48
DORCHESTER	5	1810	3
<b>Totals</b>	59	27739	51

Click on County to get Precinct Totals

# South Carolina Election Returns

## NOVEMBER 7 2000 SC STATE WIDE GENERAL ELECTION OFFICIAL RESULTS

### STATE SENATE DISTRICT 042

		* WINNER	
		ROBERT	
		FORD	WRITE-IN
COUNTY	# PRECINCTS	DEMOCRAT	WRITE-IN
CHARLESTON	46	14263	92
<b>Totals</b>	46	14263	92

Click on County to get Precinct Totals

# South Carolina Election Returns

## NOVEMBER 7 2000 SC STATE WIDE GENERAL ELECTION OFFICIAL RESULTS

### STATE SENATE DISTRICT 043

		* WINNER		
		ERNIE	LANNEAU	
		PASSAILAIGUE	SIEGLING	WRITE-IN
COUNTY	# PRECINCTS	DEMOCRAT	REPUBLICAN	WRITE-IN
BERKELEY	5	1440	1210	1
CHARLESTON	36	6890	3956	24
<b>Totals</b>	41	8330	5166	25

Click on County to get Precinct Totals

# South Carolina Election Returns

## NOVEMBER 7 2000 SC STATE WIDE GENERAL ELECTION OFFICIAL RESULTS

### STATE SENATE DISTRICT 044

		* WINNER	
		BILL	
		MESCHER	WRITE-IN
COUNTY	# PRECINCTS	REPUBLICAN	WRITE-IN
BERKELEY	17	16410	13
CHARLESTON	18	7479	10
<b>Totals</b>	35	23889	23

Click on County to get Precinct Totals

# South Carolina Election Returns

## NOVEMBER 7 2000 SC STATE WIDE GENERAL ELECTION OFFICIAL RESULTS

### STATE SENATE DISTRICT 045

		* WINNER		
		CLEMENTA	CURTIS	
		PINCKNEY	BRANTLEY	WRITE-IN
COUNTY	# PRECINCTS	DEMOCRAT	REPUBLICAN	WRITE-IN
ALLENDALE	6	547	164	1
BEAUFORT	13	3685	2151	7
CHARLESTON	28	7441	5217	6
COLLETON	12	1512	1278	1
HAMPTON	16	2822	852	3
JASPER	19	4081	2141	2
<b>Totals</b>	94	20088	11803	20

Click on County to get Precinct Totals

# South Carolina Election Returns

## NOVEMBER 7 2000 SC STATE WIDE GENERAL ELECTION OFFICIAL RESULTS

### STATE SENATE DISTRICT 046

		* WINNER	
		SCOTT H	
		RICHARDSON	WRITE-IN
COUNTY	# PRECINCTS	REPUBLICAN	WRITE-IN
BEAUFORT	64	28677	351
<b>Totals</b>	64	28677	351

Click on County to get Precinct Totals

1997 Court ordered special elections  
for Senate Districts 29, 31, 32, 34, 27, 38, 44.

Primaries held on April 12, 1997.

Run off elections held on April 26, 1997.

General elections held on November 4, 1997.

# South Carolina Election Returns

## AUGUST 12 1997 SPECIAL DEMOCRATIC PRIMARY OFFICIAL RESULTS

### STATE SENATE DISTRICT 037

		* RUNOFF		*RUNOFF
		GEORGE H	EDDIE C	DEWITT
		BAILEY	BINES	WILLIAMS
COUNTY	# PRECINCTS	DEMOCRAT	DEMOCRAT	DEMOCRAT
BERKELEY	20	308	415	1951
CHARLESTON	3	29	17	11
COLLETON	18	441	50	42
DORCHESTER	10	969	170	95
<b>Totals</b>	51	1747	652	2099

Click on County to get Precinct Totals



# South Carolina Election Returns

## AUGUST 12 1997 SPECIAL REPUBLICAN PRIMARY OFFICIAL RESULTS

### STATE SENATE DISTRICT 037

		* WINNER	
		MARY ANNE	LARRY
		CANNADY	GROOMS
COUNTY	# PRECINCTS	REPUBLICAN	REPUBLICAN
BERKELEY	21	131	1479
CHARLESTON	5	14	56
COLLETON	17	1357	250
DORCHESTER	9	86	137
<b>Totals</b>	52	1588	1922

Click on County to get Precinct Totals

# South Carolina Election Returns

## AUGUST 12 1997 SPECIAL REPUBLICAN PRIMARY OFFICIAL RESULTS

### STATE SENATE DISTRICT 038

		* WINNER	
		BILL	MIKE
		BRANTON	ROSE
COUNTY	# PRECINCTS	REPUBLICAN	REPUBLICAN
BERKELEY	4	218	244
CHARLESTON	4	78	76
DORCHESTER	24	3923	2798
<b>Totals</b>	32	4219	3118

Click on County to get Precinct Totals

# South Carolina Election Returns

## AUGUST 12 1997 SPECIAL REPUBLICAN PRIMARY OFFICIAL RESULTS

### STATE SENATE DISTRICT 044

		* WINNER	
		SHIRLEY	BILL
		HINSON	MESCHER
COUNTY	# PRECINCTS	REPUBLICAN	REPUBLICAN
BERKELEY	16	1249	2338
CHARLESTON	15	371	542
<b>Totals</b>	31	1620	2880

Click on County to get Precinct Totals

# South Carolina Election Returns

## AUGUST 26 1997 SPECIAL DEMOCRATIC PRIMARY RUNOFF OFFICIAL RESULTS

### STATE SENATE DISTRICT 037

		GEORGE H	* WINNER
		BAILEY	DEWITT
COUNTY	# PRECINCTS	DEMOCRAT	WILLIAMS
BERKELEY	20	251	2346
CHARLESTON	3	20	9
COLLETON	18	617	103
DORCHESTER	10	1187	189
<b>Totals</b>	51	2075	2647

Click on County to get Precinct Totals

# South Carolina Election Returns

## NOVEMBER 4 1997 SPECIAL STATE SENATE & HOUSE ELECTION OFFICIAL RESULTS

### STATE SENATE DISTRICT 028

			* WINNER	
			CYNTHIA E	DICK
			ABERNATHY	ELLIOTT
COUNTY	# PRECINCTS	REPUBLICAN	DEMOCRAT	
DILLON	14	43	791	
FLORENCE	6	30	71	
HORRY	39	764	1847	6
MARION	5	10	73	
MARLBORO	8	45	263	5
WILLIAMSBURG	1	4	80	
<b>Totals</b>	<b>73</b>	<b>896</b>	<b>3125</b>	<b>11</b>

Click on County to get Precinct Totals

# South Carolina Election Returns

## NOVEMBER 4 1997 SPECIAL STATE SENATE & HOUSE ELECTION OFFICIAL RESULTS

### STATE SENATE DISTRICT 029

		* WINNER
		E.E. ED
		SALEEBY
COUNTY	# PRECINCTS	DEMOCRAT
DARLINGTON	31	709
FLORENCE	4	351
LEE	12	132
<b>Totals</b>	<b>47</b>	<b>1192</b>

Click on County to get Precinct Totals

# South Carolina Election Returns

## NOVEMBER 4 1997 SPECIAL STATE SENATE & HOUSE ELECTION OFFICIAL RESULTS

### STATE SENATE DISTRICT 031

		* WINNER	
		HUGH K	
		LEATHERMAN	
COUNTY	# PRECINCTS	REPUBLICAN	
CHESTERFIELD	1	3	
DARLINGTON	4	107	
FLORENCE	2	151	
MARLBORO	9	415	11
<b>Totals</b>	16	676	11

Click on County to get Precinct Totals

# South Carolina Election Returns

## NOVEMBER 4 1997 SPECIAL STATE SENATE & HOUSE ELECTION OFFICIAL RESULTS

### STATE SENATE DISTRICT 032

		* WINNER
		JOHN YANCEY
		MCGILL
COUNTY	# PRECINCTS	DEMOCRAT
FLORENCE	4	66
GEORGETOWN	19	1456
HORRY	6	61
WILLIAMSBURG	33	1276
<b>Totals</b>	<b>62</b>	<b>2859</b>

Click on County to get Precinct Totals



# South Carolina Election Returns

## NOVEMBER 4 1997 SPECIAL STATE SENATE & HOUSE ELECTION OFFICIAL RESULTS

### STATE SENATE DISTRICT 034

		* WINNER	
		ARTHUR	
		RAVENEL JR	WRITE-IN
COUNTY	# PRECINCTS	REPUBLICAN	
CHARLESTON	26	3080	26
GEORGETOWN	16	2801	
HORRY	14	1479	9
<b>Totals</b>	56	7360	35

Click on County to get Precinct Totals

# South Carolina Election Returns

## NOVEMBER 4 1997 SPECIAL STATE SENATE & HOUSE ELECTION OFFICIAL RESULTS

### STATE SENATE DISTRICT 037

		* WINNER		
		LARRY	DEWITT	
		GROOMS	WILLIAMS	WRITE-IN
COUNTY	# PRECINCTS	REPUBLICAN	DEMOCRAT	
BERKELEY	21	2839	3322	6
CHARLESTON	4	301	139	
COLLETON	18	1997	976	
DORCHESTER	11	656	843	
<b>Totals</b>	54	5793	5280	6

Click on County to get Precinct Totals

# South Carolina Election Returns

## NOVEMBER 4 1997 SPECIAL STATE SENATE & HOUSE ELECTION OFFICIAL RESULTS

### STATE SENATE DISTRICT 038

		* WINNER	
		BILL	
		BRANTON	WRITE-IN
COUNTY	# PRECINCTS	REPUBLICAN	
BERKELEY	4	142	7
CHARLESTON	3	70	
DORCHESTER	25	3290	33 41
<b>Totals</b>	32	3502	40 41

Click on County to get Precinct Totals

# South Carolina Election Returns

## NOVEMBER 4 1997 SPECIAL STATE SENATE & HOUSE ELECTION OFFICIAL RESULTS

### STATE SENATE DISTRICT 044

		* WINNER		
		BILL	SHIRLEY	
		MESCHER	HINSON	WRITE-IN
COUNTY	# PRECINCTS	REPUBLICAN		
BERKELEY	15	991	79	26
CHARLESTON	14	1067	24	
<b>Totals</b>	29	2058	103	26

Click on County to get Precinct Totals